

# Quasar MD BLUE

## INSTRUCTION MANUAL



PLEASE READ ALL INSTRUCTIONS BEFORE USE



BLUE LIGHT CLARIFYING SYSTEM

# CONTENTS

BLUE LIGHT THERAPY .....	1
MAKING ACNE SING THE BLUES .....	1
INDICATIONS FOR USE .....	1
QUASAR MD BLUE DESCRIPTION.....	2
TREATMENT INFORMATION.....	2
BEFORE TREATMENT - SETUP .....	2
TREATMENT PROCEDURES.....	3
QUASAR MD BLUE CARE INSTRUCTIONS .....	4
RISKS & BENEFITS OF QUASAR MD BLUE TREATMENT .....	5
WARNINGS.....	5
PRECAUTIONS FOR BEST RESULTS.....	6
DECLARATION OF CONFORMITY .....	6
WARRANTY INFORMATION .....	7
QUESTIONS AND CONCERNS .....	8
CONTACT US.....	9

## INTRODUCTION

### ▲ BLUE LIGHT THERAPY

Thank you for buying your Quasar MD Blue. Doctors all over the world use our device for treating acne. A natural and more effective form of treating breakouts and blemishes, blue light therapy works by killing the acne-causing bacteria, P. Acne. You can use your Quasar MD Blue for blue light treatment of mild to moderate inflammatory acne (acne vulgaris) in the privacy of your own home. Manufactured out of medical grade components, your Quasar MD Blue will provide you with years of effective use, backed by our five-year warranty.

### ▲ MAKING ACNE SING THE BLUES

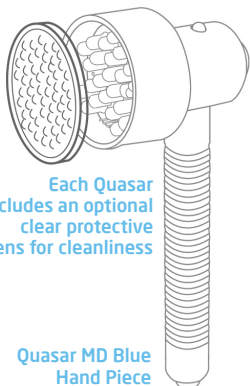
Most people suffer from acne at some time in their life. Acne results when the body produces an over abundance of sebum: a thick, oily substance within the pores. When the pores clog, pimples, redness and inflammation occur on the surface of the skin. Research shows that blue light therapy can help clear your skin by killing the acne causing bacteria. Use daily or as needed. You should see fewer pimples and reduced redness within four (4) weeks.

### ▲ INDICATIONS FOR USE

The Quasar MD Blue is indicated for treatment of mild to moderate inflammatory acne. Mild to moderate inflammatory acne is inflamed, red pimples or pustules, with or without blackheads or whiteheads.

The Quasar MD Blue may not achieve desired results if you have severe acne. Severe acne means widespread nodular or cystic acne. If you are suffering from severe acne, see your healthcare professional for medical treatment.

## QUASAR MD BLUE DESCRIPTION

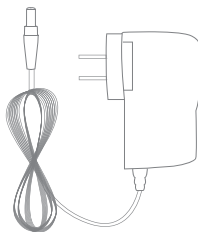


Each Quasar includes an optional clear protective lens for cleanliness

Quasar MD Blue Hand Piece

Your Quasar MD Blue uses a 12v power supply that plugs into an electrical outlet on your wall.

### Wall Mount Power Unit



6 - Foot Power Cord

## ▲ TREATMENT INFORMATION

You should use the Quasar MD Blue on a daily basis for optimal results. Your treatment schedule may vary due to skin type or skin condition. You should continue treatments as long as you have acne, redness, and pimples. You may use the Quasar MD Blue on your face and other areas of your body where you have acne. The Quasar MD Blue is for mild to moderate inflammatory acne and results have not been tested with severe acne.

## ▲ BEFORE TREATMENT - SETUP

Snap the plastic protective lens cover onto the front face of the device. It should fit snug.

Plug the power unit into bottom of your Quasar MD Blue hand piece and then into the wall outlet. The power jack should fit firmly into the hand piece. Use only the power unit that comes with your Quasar MD Blue. If you lose the power unit or the power unit is damaged, contact us at (800) 944-1523 for a replacement.

## TREATMENT PROCEDURES

### ▲ TREATMENT PROCEDURES

#### FOLLOW THESE DIRECTIONS:

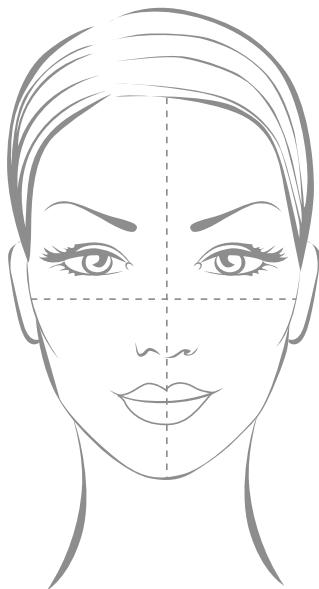
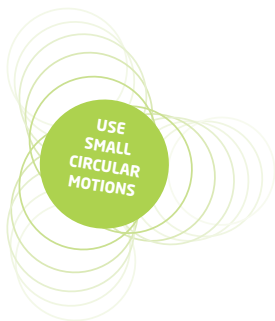
- 1 Cleanse and dry your skin before treatment.
- 2 Press the ON/OFF button to turn the device on.
- 3 **When treating your entire face, divide your face into four sections. Refer to the diagram below.**

Keep the Quasar MD BLUE in contact with your skin and gently glide it over each section in small, circular motions, for a **total of four (4) minutes**.

Repeat in all sections for **a total of sixteen (16) minutes**.

Treat using the Quasar MD BLUE **one (1) to three (3) days per week** or as needed for optimal results.

- 4 When done, turn off the device, and refer to the Care Instructions.



## CARE INSTRUCTIONS

### ▲ QUASAR MD BLUE CARE INSTRUCTIONS

Always clean your Quasar MD Blue after each use in order to reduce bacterial growth on the device. Unplug your Quasar MD Blue, then use a damp (not wet) cloth or alcohol swab to wipe the surface of the plastic lens where it has made contact with your skin. You may also remove the lens to clean it. Replace when dry.

**DO NOT** clean your Quasar MD Blue with heat. It can break the device.

**DO NOT** put your Quasar MD Blue in any liquids.

**DO NOT** sterilize by any heat method.

**DO NOT** put your Quasar MD Blue in a microwave oven.

Always store your Quasar MD Blue in a cool, dry place. Excessive moisture can cause corrosion.

Your Quasar MD Blue has no parts you can replace or fix.  
Please do not try and repair it.

If your Quasar MD Blue is not working, call Quasar Bio-Tech, Inc.  
at (800) 944-1523 or (941) 306-5812 for assistance.



## RISKS AND BENEFITS

### ▲ RISKS & BENEFITS OF QUASAR MD BLUE TREATMENT

Use the Quasar MD Blue for treating mild to moderate inflammatory acne. The principle benefit is a reduction in inflammatory acne.

EVENT	EVENT LIKELIHOOD	HARM	HARM LIKELIHOOD
Treating following the instructions	Unknown	New skin redness lasting 2+ hours Pain in treatment area	< 1% users reported harm
Treating an area more than 4 minutes	Unknown	New skin redness lasting more than 2+ hours. Pain in treatment area.	< 1% users reported harm
Used for treatment not recommended	Unknown	Unknown	Unknown

A study of user data found no users reporting negative side effects such as redness or pain from the light. The study did not research the results of incorrect use, such as using the light too long.



## WARNINGS

**DO NOT USE** the Quasar MD Blue in water (including your sink, bath, or shower). You could get an electric shock.

**DO NOT USE** the Quasar MD Blue if it has fallen into water or other liquids, even though it may appear dry. Water can damage the device and you could get an electric shock.

**DO NOT USE** the Quasar MD Blue if the wall power unit has a frayed cord or the prongs are bent or loose. You could get an electric shock.

## PRECAUTIONS

### ▲ PRECAUTIONS FOR BEST RESULTS:

Always check your Quasar MD Blue before using. Test the unit by seeing that the blue LEDs are working. Please, only glance at the blue light from the side, NOT straight on. Please DO NOT stare at the blue light.

Always clean your Quasar MD Blue after each use. Unplug your Quasar MD Blue, use an alcohol pad and gently wipe the surface of the LEDs and let air dry. A dirty LED can block light to your skin and your Quasar MD Blue will not work as well for you.

USE ONLY the power unit that came with your Quasar MD Blue. Other power units will damage your Quasar MD Blue.

### ▲ DECLARATION OF CONFORMITY

The Quasar MD Blue meets international lamp safety standards. The Quasar MD Blue has outputs below the recommended Maximum Permissible Exposure.



## WARRANTY INFORMATION

### ▲ WARRANTY INFORMATION

**Please fill out your warranty card and return it to Quasar Bio-Tech, Inc.** Your Quasar MD Blue is warranted free from defect in material and workmanship for a period of five (5) years after its original purchase date under normal use. This warranty extends to all Quasar MD Blue owners who can provide proof of date of purchase. If the product becomes defective within the warranty period, contact Quasar Bio-Tech, Inc.

**North America, call toll free (800) 944-1523 for repair or replacement. Outside of North America, call (941) 306-5812. Contact information can be found at [www.quasariotech.com](http://www.quasariotech.com).**

Quasar Bio-Tech, Inc. reserves the right to replace a defective product with the most comparable product currently available. Your exclusive remedy for any defective product covered by this limited warranty is limited to the repair or replacement of the defective product. Quasar Bio-Tech Inc.'s entire liability for any defective product shall in no event exceed the purchase price for the defective product.

**Manufactured and sold in the USA by:  
Quasar Bio-Tech, Inc.  
Sarasota, FL 34243  
(941) 306-5812**

# QUESTIONS AND CONCERNS

## ▲ QUESTIONS AND CONCERNS

If you find that your Quasar MD Blue is not working as expected, do not use it and do not attempt to fix it. There are no parts you can fix or replace. Contact Quasar Bio-Tech, Inc.

PROBLEM	POSSIBLE CAUSE	ACTION TO TAKE
Only some blue lights come on when the Quasar MD Blue is switched on	No power from wall outlet or a component has gone bad	Check power unit and cord for damage. Is the power unit plugged in? Check that wall outlet has power. If power is on, contact Quasar Bio-Tech, Inc. for instructions.
Blue lights blink	Interrupted power unit	Check wall outlet has power. Is power jack is securely in place? Contact Quasar Bio-Tech, Inc. for new power unit.
Quasar MD Blue does not work, no lights come on	Wall outlet, power unit, or switch, is bad	Check wall outlet for power. Contact Quasar Bio-Tech, Inc. for a new power unit.
Quasar MD Blue does not turn off or lights are dim	Component bad	Contact Quasar Bio-Tech, Inc. for a new unit.
Switch does not work	Switch bad	Contact Quasar Bio-Tech, Inc. for a new unit.
Quasar MD Blue gives off a burning smell or smoke is seen	Wrong power unit	Turn OFF unit immediately, UNPLUG from wall. DO NOT use unit again. Contact Quasar Bio-Tech, Inc.

## CONTACT INFORMATION

### ▲ CONTACT US

Quasar Bio-Tech, Inc. has skin care experts and technicians to answer your questions. You may call our toll free or local number from 9 - 5 p.m., Monday through Friday, Eastern Standard Time, USA.

You may also email questions.  
Please contact us:

Quasar Bio-Tech, Inc.  
Airport Commerce Center  
1431 Tallevast Rd. Sarasota, FL 34243

(800) 944-1523 (toll free)  
(941) 306-5812 (voice)  
(941) 306-5816 (fax)

[info@quasarbiotech.com](mailto:info@quasarbiotech.com)  
[www.quasarbiotech.com](http://www.quasarbiotech.com)

BATCH SERIAL NUMBER \_\_\_\_\_

Quasar MD Blue Product Specifications are subject to change without notice.

Quasar MD Blue Instruction Manual: LAB-059-A, 02/2013

