

BABY BLUE

BRINGING THE SPA HOME



BLUE LIGHT TREATMENT FOR TREATMENT OF MILD TO MODERATE ACNE



INSTRUCTION MANUAL

PDF compression, OCR, web optimization using a watermarked evaluation copy of CVISION PDFCompressor

Please read All Directions before Using Your BabyBlue

WARRANTY INFORMATION

Register your BabyBlue warranty at www.quasarpro.com

Your BabyBlue is warranted free from defect in material and workmanship for a period of five (5) years after its original purchase date under normal use. This warranty extends to all Quasar BabyBlue owners who can provide proof of date of purchase. If the product becomes defective within the warranty period, contact Silver Bay, LLC.

North America, call toll free (800) 944-1523 for repair or replacement.

Outside of North America, call (941) 306-5812.

Contact information can be found at www.quasarpro.com.

Silver Bay, LLC reserves the right to replace a defective product with the most comparable product currently available. Your exclusive remedy for any defective product covered by this limited warranty is limited to the repair or replacement of the defective product. Silver Bay's entire liability for any defective product shall in no event exceed the purchase price for the defective product.

Manufactured and sold in the USA by:

Silver Bay, LLC Sarasota, FL 34243 (941) 306-5812

BABYBLUE

CONTENTS

Blue Light Therapy.....	3
Making acne sing the <i>BLUES</i>	3
Indications for Use	4
Electrical Shock Warning	5
Precautions for best results:	6
Quasar BabyBlue Description	7
Risks & Benefits of BabyBlue Treatment	8
Declaration of Conformity	8
Treatment Information	8
Before Treatment – Setup	9
Before Treatment – Checkout Your Quasar	9
Treatment Procedures.....	10
The Weekly Full Face Treatment Table	11
BabyBlue Care Instructions	12
Troubles	12
Traveling with your BabyBlue.....	13
User Help	BC



MAKING
ACNE
SING THE
BLUES

BABY
BLUE

BLUE LIGHT THERAPY

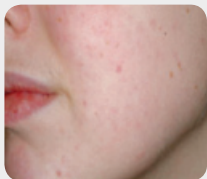
Thanks for buying your Quasar BabyBlue. Doctors all over the world use our devices just like it for treating acne. You can use your new BabyBlue for blue light treatment of mild to moderate inflammatory acne (acne vulgaris). You can use it in your home or office. The BabyBlue will give you many years of trouble free experience. We offer a five-year warranty.

MAKING ACNE SING THE *BLUEs*.

People have acne at some time in their life. Candy or greasy food does not cause acne. Acne comes from your body making too much oil in your skin. When the pores clog, acne can occur. This often results in mild to moderate acne. You see pimples and the redness that comes from inflammation. Research shows special blue light can help to clear your skin by killing acne bacteria (p. acnes). Use BabyBlue once per week when you first see acne. You should see results *such as fewer pimples and less redness* within four (4) weeks.

INDICATIONS FOR USE

Use BabyBlue for mild and moderate inflammatory acne. You may use the BabyBlue over your entire face (16 minutes) OR just in areas where you have pimples (4 minutes in each area. Do not use on the base of your throat over the thyroid gland.



MILD ACNE has one or more pimples and redness in a small area.

Use your BabyBlue.



MODERATE ACNE has more pimples and more redness over a wider area.

Use your BabyBlue.



SEVERE ACNE has widespread redness with many pimples and pustules. It may have hard bumps under the skin.

The BabyBlue is not for Severe Acne.

BABYBLUE

There are no parts inside your BabyBlue that you can fix.

Taking your BabyBlue apart will void the warranty.



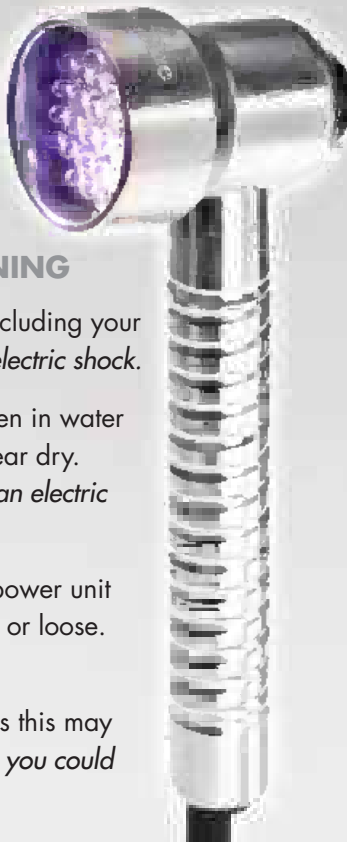
ELECTRICAL SHOCK WARNING

DO NOT USE the BabyBlue in water (including your sink, bath, or shower). *You could get an electric shock.*

DO NOT USE the BabyBlue if it has fallen in water or other liquids, even though it may appear dry. Water can damage it and *you could get an electric shock.*

DO NOT USE the BabyBlue if the wall power unit has a frayed cord or the prongs are bent or loose. *You could get an electric shock.*

DO NOT TAKE APART the BabyBlue as this may cause damage, malfunction, or fire AND *you could get an electrical shock.*





PRECAUTIONS FOR BEST RESULTS:

ALWAYS check your BabyBlue before using. Test the unit by seeing that the blue LEDs are working. Please, only glance at the blue light from the side, NOT straight on. Please DO NOT stare at the blue light.

ALWAYS clean your BabyBlue after each use. Unplug your BabyBlue, THEN use a damp (not wet) cloth or alcohol swab, and wipe the surface. A dirty LED can block light to your skin and your BabyBlue will not work as well for you.

USE ONLY the power unit that came with your BabyBlue. Other power units will damage your BabyBlue.

NEVER place the power cord closer than 12 inches to a hot surface, like a stove or curling iron. The cord can melt and it will damage your BabyBlue.

NEVER scratch, mark, or otherwise damage the front surface or clear lens. This can damage your BabyBlue.

NEVER clean your BabyBlue with heat. It will break your BabyBlue.

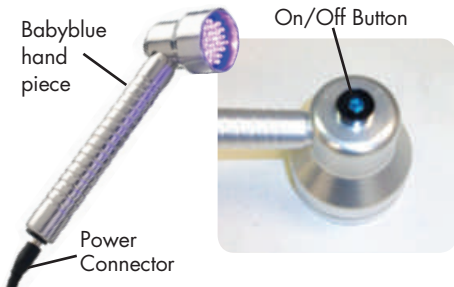
BABYBLUE

QUASAR BABYBLUE DESCRIPTION

Your Quasar BabyBlue has a hand piece and a wall power unit. It has a six (6) foot cord that you hook to the end of the hand piece. It provides blue light to treat your face. It is small, easy to use, and will last many years with normal use.

The BabyBlue hand piece contains many blue LED bulbs. They send out a special blue light, which is used for treating acne. The back has an On/Off Button.

Your Quasar BabyBlue comes with a 12 volt power supply and this manual.



Wall mount power unit



6-FOOT POWER



RISKS & BENEFITS OF BABYBLUE TREATMENT

Use the BabyBlue for treating mild to moderate inflammatory acne. The principle benefit is a reduction in inflammatory acne.

EVENT	EVENT LIKELIHOOD	HARM	HARM LIKELIHOOD
Treating following the instructions	Unknown	New skin redness lasting 2+ hours. Pain in treatment Area.	< 1% users reported harm
Treating an Area more than 4 minutes	Unknown	New skin redness lasting more than 2+ hours or Pain in treatment Area	< 1% users reported harm
Used for treatments not recommended	Unknown	Unknown	Unknown

A study of user data found no users reporting negative side effects such as redness or pain from the light. It did not look for correct use or incorrect use, such as using the light too long.

DECLARATION OF CONFORMITY

The Quasar BabyBlue meets international lamp safety standards. The Quasar BabyBlue has outputs below the recommended Maximum Permissible Exposure.

TREATMENT INFORMATION

You should use the BabyBlue one day each week. This will have

the maximum benefit for most people. You should look at your own results to determine the best possible treatment. Your treatment schedule may vary slightly due to skin type or skin condition. You may continue treatments weekly as long as you continue to have acne, redness, and pimples. You may use the BabyBlue on your face and other areas of your body where you have acne. The BabyBlue is for mild to moderate inflammatory acne and results have not been tested with severe acne.

BEFORE TREATMENT – SETUP

Plug the power unit into bottom of your BabyBlue hand piece and then into the wall outlet. The power jack should fit snugly into the hand piece. Use only the power unit that comes with your BabyBlue. If you lose the power unit or it is damaged, contact us at **(800) 944-1523** for a new one.

BEFORE TREATMENT – CHECKOUT YOUR QUASAR

Always check your BabyBlue to make sure it is working properly. Press the On/Off Button on the back of your BabyBlue to turn it on. All LEDs should shine with a bright blue light.

You may BRIEFLY glance at the blue light for a second or two.

**BABY
BLUE**

You only need to notice whether all LEDs are on. Please **DO NOT** stare at the blue light.

Press the button again and the unit will turn off. If you see anything different, your BabyBlue may not be working properly. See the “Troubles” section near the end of this instruction manual.

DO NOT USE your BabyBlue, if you think something is not right, until you talk to Silver Bay customer support!
Call 941-306-5812 or 800-944-1523.

TREATMENT PROCEDURES

Follow these directions:

1. *Always start with a clean face.* This makes it easier for the light to get to the skin and work. Use a good face cleanser or soap that *does not* leave a residue. Press the ON/OFF button to turn the BabyBlue on. You the blue light.
2. Do not use on the base of your throat over the thyroid gland. You may choose to treat single areas of acne or your entire face. If treating single areas, apply 4 minutes of light directly to each area, about the size of your palm. You may hold the light without moving it or you can move it slowly over the area. Keep the light pressed gently to the skin.

3. If treating the entire face, look at the picture to the right. Divide your face into four areas. Apply four (4) minutes of light into each area, A, B, C, and D.
4. When done, turn off the BabyBlue, and refer to the Care Instructions.

WEEKLY TREATMENT TABLE	
Section of face	Treatment time
SECTION A	4 MINUTES TOTAL LIGHT
SECTION B	4 MINUTES TOTAL LIGHT
SECTION C	4 MINUTES TOTAL LIGHT
SECTION D	4 MINUTES TOTAL LIGHT



You may use the BabyBlue to treat acne in single areas of your face or body. Treat an area about the size of your palm for four minutes. Do not use on the base of your throat over your thyroid gland.

THAT'S ALL THERE IS TO IT!

You can put on skin care products after your BabyBlue use, including a sunscreen. You can go out in the sun after your BabyBlue use.

If you stop using your BabyBlue for more than a few weeks, you should check again to see if your skin has become sensitive.

REMEMBER

UNPLUG your BabyBlue power unit from the wall and remove the power jack from the hand piece.

CLEAN your BabyBlue following our Care Instruction.

STORE your BabyBlue in its own pouch.

BABYBLUE CARE INSTRUCTIONS

Your BabyBlue does not need much care. Use a soft cloth to wipe the surface of the hand piece touching your face. You may use an alcohol wipe to clean it. Cleaning helps reduce acne bacteria from growing on your BabyBlue and infecting your skin the next time you use your BabyBlue.

If your BabyBlue does not work right, call Silver Bay at **(800) 944-1523** for help.

Within warranty period, we will send you a new BabyBlue at no cost.

DO NOT put your BabyBlue in any liquids.

DO NOT sterilize by any heat method.

DO NOT put your BabyBlue in a microwave oven.

Your BabyBlue has no parts you can replace or fix.

PLEASE DO NOT TRY TO REPAIR IT.

TROUBLES

Your BabyBlue should give you many years of service. It should work for at least ten (10) years. You may BRIEFLY glance at the blue light for a second or two. Please DO NOT stare at the blue

BABYBLUE

light. If you find that your BabyBlue is not working as expected, do not use it and do not attempt to fix it. There are no parts you can fix or replace. Contact Silver Bay, LLC.

PROBLEM	POSSIBLE CAUSE	ACTION TO TAKE
Only some blue lights come on when the BabyBlue is switched on.	No power from wall outlet or a component has gone bad	Check power unit and cord for damage. Is power unit is plugged in? Check that wall outlet has power.If power is on, contact Silver Bay for instructions.
Blue lights blink	Interrupted power unit	Check wall outlet has power.Is power jack is securely in place? Contact Silver Bay for new power unit.
BabyBlue does not work, no lights come on	Wall outlet, power unit, or switch, is bad.	Check wall outlet for power. Contact Silver Bay for a new power unit.
BabyBlue does not turn off or lights are dim	Component bad	Contact Silver Bay for new unit.
Switch does not work	Switch bad	Contact Silver Bay for new unit.
BabyBlue gives off a burning smell or smoke is seen	Wrong power unit	Turn OFF unit immediately, UNPLUG from wall. DO NOT use unit again. Contact Silver Bay.

TRAVELING WITH YOUR BABYBLUE

We designed your BabyBlue for home use. You may use your Quasar BabyBlue and power unit in any country that provides voltage in the range of 110 to 240 Volts. The Quasar BabyBlue comes with the U.S. adapter plug. If you need a plug for travel in another country, contact Silver Bay for a free international adapter plug.

BABYBLUE

BABY BLUE

BRINGING THE SPA HOME

USER HELP

Silver Bay has skin care experts and technicians to answer your questions. You may call our toll free or local number from 9 - 5 p.m., Monday through Friday, Eastern Standard Time, USA. You may also email questions.

PLEASE CONTACT US:

Silver Bay, LLC Airport Commerce Center
1431 Tallevast Rd. Sarasota, FL 34243

(800) 944-1523 (toll free) (941) 306-5812 (voice)

(941) 306-5816 (fax)

info@quasarpro.com www.babyquasar.com

